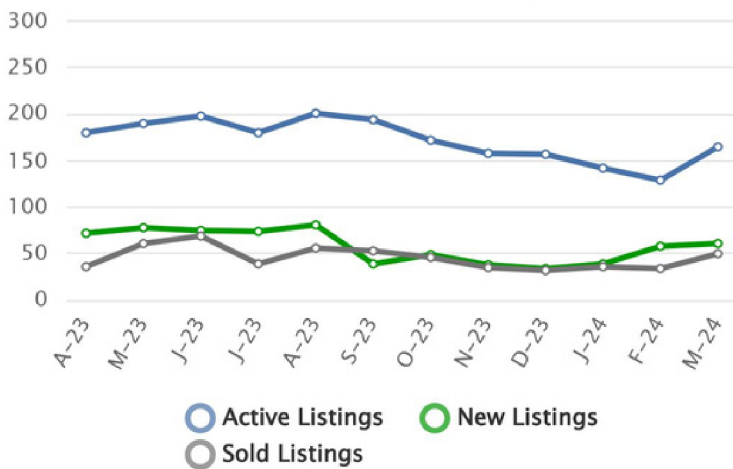
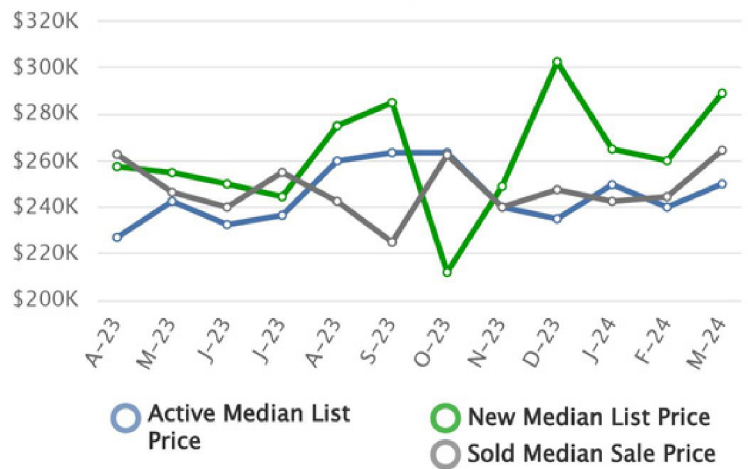


MARKET SUMMARY: MARCH 2024

Number of Listings

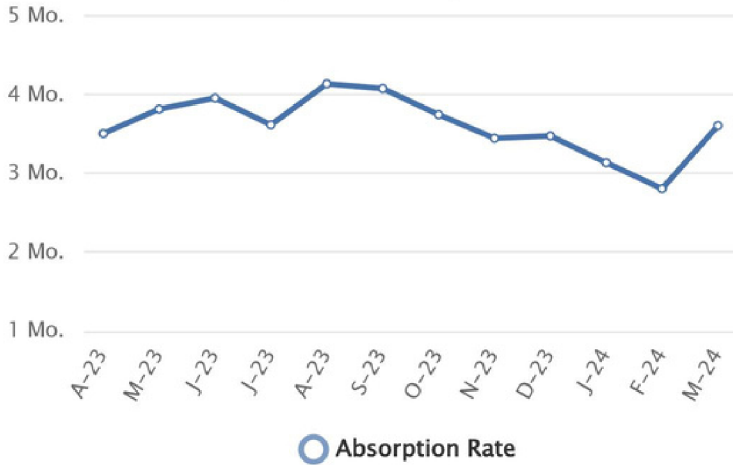


Listing Prices



homeandlandcompany.com

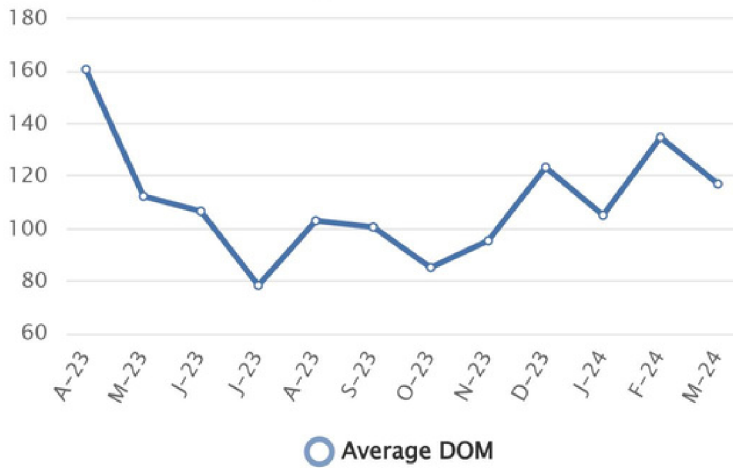
Absorption Rate, in Months



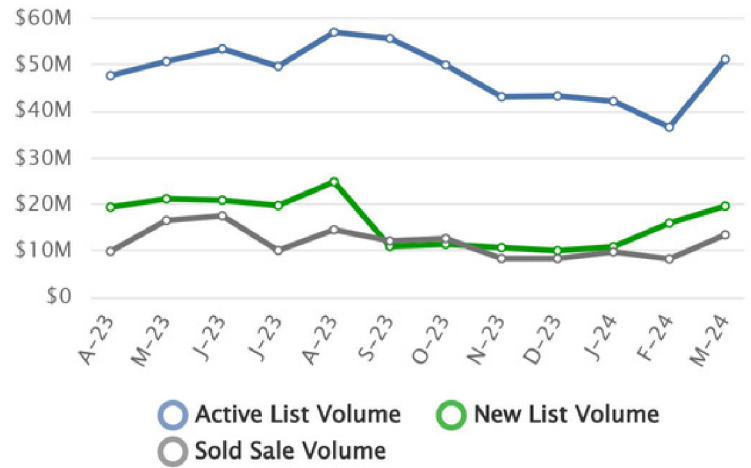
Sold to List Ratio



Days on Market



Price Volume



Summary Statistics

	Mar-24	Mar-23	% Chg	2024 YTD	2023 YTD	% Chg
Absorption Rate	3.61	3.57	1.12	3.19	3.56	-10.39
Average List Price	\$310,137	\$277,777	11.65	\$287,281	\$261,771	9.74
Median List Price	\$250,000	\$229,450	8.96	\$250,000	\$235,000	6.38
Average Sale Price	\$268,802	\$218,815	22.84	\$261,963	\$226,008	15.91
Median Sale Price	\$264,500	\$210,000	25.95	\$250,000	\$203,125	23.08
Average DOM	117	134	-12.69	118	132	-10.61
Median DOM	96	89	7.87	103	105	-1.90

Sold Listings

	This Month			Year to Date		
	2024	2023	% Chg	2024	2023	% Chg
0-29,999	1	2	-50.0	3	2	50.0
30,000-39,999	1	2	-50.0	5	2	150.0
40,000-49,999	1	0	N/A	1	3	-66.7
50,000-59,999	0	2	-100.0	1	3	-66.7
60,000-69,999	1	2	-50.0	2	4	-50.0
70,000-79,999	0	1	-100.0	0	2	-100.0
80,000-89,999	1	2	-50.0	2	3	-33.3
90,000-99,999	0	2	-100.0	0	5	-100.0
100,000-119,999	2	2	0.0	2	6	-66.7
120,000-139,999	0	1	-100.0	2	4	-50.0
140,000-159,999	1	2	-50.0	8	7	14.3
160,000-179,999	4	0	N/A	6	5	20.0
180,000-199,999	3	4	-25.0	7	11	-36.4
200,000-249,999	6	9	-33.3	20	19	5.3
250,000-299,999	12	6	100.0	23	8	187.5
300,000-399,999	10	9	11.1	25	16	56.3
400,000-499,999	4	4	0.0	6	13	-53.8
500,000+	3	1	200.0	7	3	133.3
Totals	50	51	-2.0	120	116	3.4

Pending Listings

	This Month			Year to Date		
	2024	2023	% Chg	2024	2023	% Chg
0-29,999	0	1	-100.0	2	3	-33.3
30,000-39,999	1	1	0.0	1	2	-50.0
40,000-49,999	0	0	0.0	4	1	300.0
50,000-59,999	1	0	N/A	2	2	0.0
60,000-69,999	2	0	N/A	3	3	0.0
70,000-79,999	0	1	-100.0	1	6	-83.3
80,000-89,999	3	2	50.0	3	4	-25.0
90,000-99,999	0	1	-100.0	1	3	-66.7
100,000-119,999	1	1	0.0	2	5	-60.0
120,000-139,999	3	0	N/A	4	7	-42.9
140,000-159,999	1	0	N/A	5	6	-16.7
160,000-179,999	0	1	-100.0	8	5	60.0
180,000-199,999	1	3	-66.7	4	11	-63.6
200,000-249,999	1	11	-90.9	12	24	-50.0
250,000-299,999	2	7	-71.4	18	18	0.0
300,000-399,999	3	18	-83.3	23	31	-25.8
400,000-499,999	2	3	-33.3	6	10	-40.0
500,000+	0	1	-100.0	3	3	0.0
Totals	21	51	-58.8	102	144	-29.2

Summary Statistics

	Mar-24	Mar-23	% Chg	2024 YTD	2023 YTD	% Chg
Absorption Rate	3.61	3.57	1.12	3.19	3.56	-10.39
Average List Price	\$310,137	\$277,777	11.65	\$287,281	\$261,771	9.74
Median List Price	\$250,000	\$229,450	8.96	\$250,000	\$235,000	6.38
Average Sale Price	\$268,802	\$218,815	22.84	\$261,963	\$226,008	15.91
Median Sale Price	\$264,500	\$210,000	25.95	\$250,000	\$203,125	23.08
Average DOM	117	134	-12.69	118	132	-10.61
Median DOM	96	89	7.87	103	105	-1.90

Sold Listings

	This Month			Year to Date		
	2024	2023	% Chg	2024	2023	% Chg
0-29,999	1	2	-50.0	3	2	50.0
30,000-39,999	1	2	-50.0	5	2	150.0
40,000-49,999	1	0	N/A	1	3	-66.7
50,000-59,999	0	2	-100.0	1	3	-66.7
60,000-69,999	1	2	-50.0	2	4	-50.0
70,000-79,999	0	1	-100.0	0	2	-100.0
80,000-89,999	1	2	-50.0	2	3	-33.3
90,000-99,999	0	2	-100.0	0	5	-100.0
100,000-119,999	2	2	0.0	2	6	-66.7
120,000-139,999	0	1	-100.0	2	4	-50.0
140,000-159,999	1	2	-50.0	8	7	14.3
160,000-179,999	4	0	N/A	6	5	20.0
180,000-199,999	3	4	-25.0	7	11	-36.4
200,000-249,999	6	9	-33.3	20	19	5.3
250,000-299,999	12	6	100.0	23	8	187.5
300,000-399,999	10	9	11.1	25	16	56.3
400,000-499,999	4	4	0.0	6	13	-53.8
500,000+	3	1	200.0	7	3	133.3
Totals	50	51	-2.0	120	116	3.4

Pending Listings

	This Month			Year to Date		
	2024	2023	% Chg	2024	2023	% Chg
0-29,999	0	1	-100.0	2	3	-33.3
30,000-39,999	1	1	0.0	1	2	-50.0
40,000-49,999	0	0	0.0	4	1	300.0
50,000-59,999	1	0	N/A	2	2	0.0
60,000-69,999	2	0	N/A	3	3	0.0
70,000-79,999	0	1	-100.0	1	6	-83.3
80,000-89,999	3	2	50.0	3	4	-25.0
90,000-99,999	0	1	-100.0	1	3	-66.7
100,000-119,999	1	1	0.0	2	5	-60.0
120,000-139,999	3	0	N/A	4	7	-42.9
140,000-159,999	1	0	N/A	5	6	-16.7
160,000-179,999	0	1	-100.0	8	5	60.0
180,000-199,999	1	3	-66.7	4	11	-63.6
200,000-249,999	1	11	-90.9	12	24	-50.0
250,000-299,999	2	7	-71.4	18	18	0.0
300,000-399,999	3	18	-83.3	23	31	-25.8
400,000-499,999	2	3	-33.3	6	10	-40.0
500,000+	0	1	-100.0	3	3	0.0
Totals	21	51	-58.8	102	144	-29.2